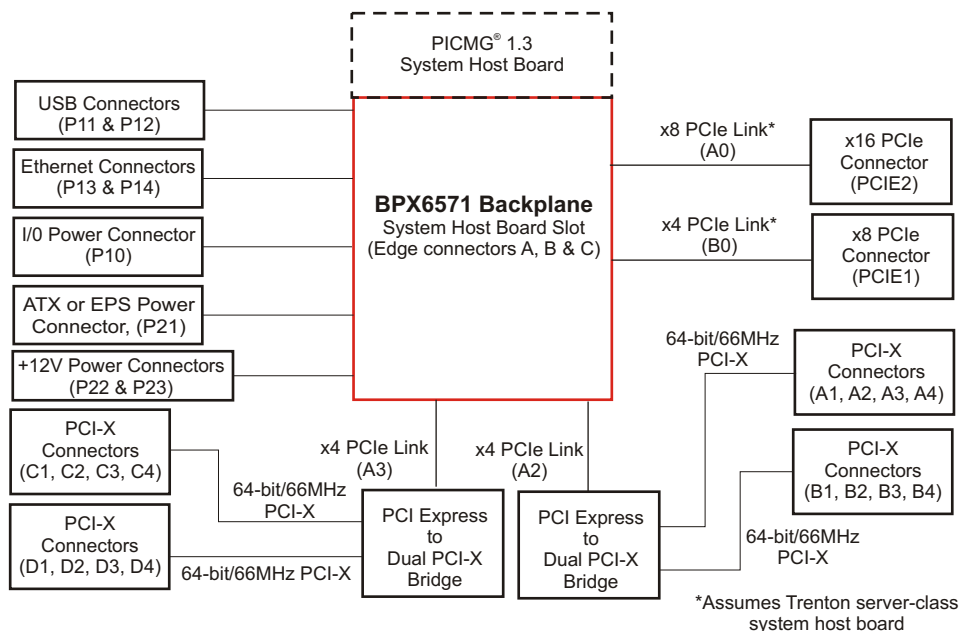


FEATURES

- 20-slot form factor supports one PICMG® 1.3 server-class system host board
- Sixteen PCI-X and two PCI Express® option card slots
- PCIe card slot configurations: one PCIe x16 mechanical / x8 electrical and one PCIe x8 mechanical / x4 electrical
- Optimized for use with Trenton high-performance PICMG 1.3 system host boards
- Ideal for communication system applications where support for a large number of PCI-X cards or future system expansion and longevity are key requirements
- Two 10/100/1000Base-T backplane Ethernet ports**
- Four USB 2.0 backplane I/O connections**
- ATX/EPS, terminal block and right-angle/high-current input power connector configuration options
- Five-year factory warranty
- Made in U. S. A.



BLOCK DIAGRAM:



PCI EXPRESS BACKPLANE WITH SIXTEEN PCI-X SLOTS:

The PCI Express® link design of the Trenton BPX6571 backplane supports PICMG® 1.3 server-class SHBs. The sixteen PCI-X slots support 64-bit/66MHz option cards. PCI Express slot PCIe2 is a x16 mechanical slot driven with a x8 electrical link and the PCIe1 slot is a x8 mechanical slot driven by a x4 electrical link. The backplane features two PCIe-to-PCI-X bridge chips that interface the PCI-X card slots to the systems PICMG 1.3 SHB and the PCIe slots connect directly to the system host board. The ATX/EPS, 12V AUX and terminal block power connector options on the BPX6571 backplane simplify the system's power wiring.

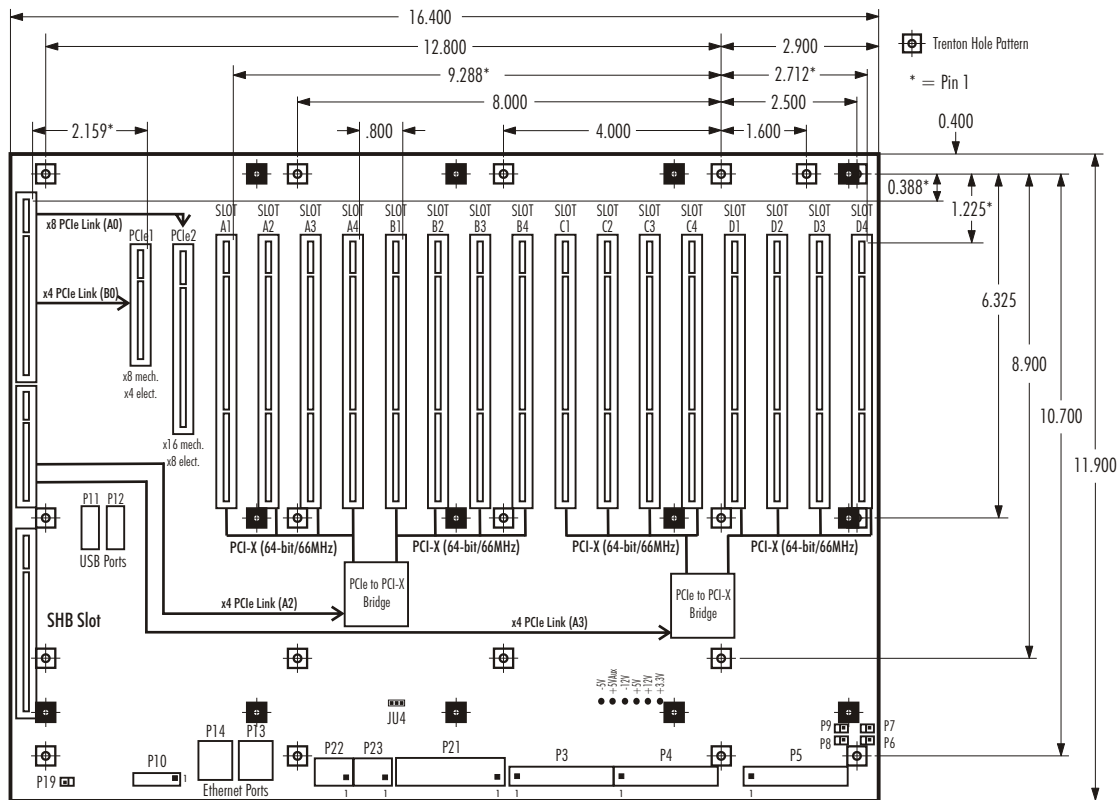
APPLICATION EXAMPLES:

Communication systems that need to support a large number of PCI-X switch cards are the typical application for the Trenton BPX6571 backplane. Systems that need to grow and adapt to changing communication requirements, without incurring significant system upgrade expense are also ideal applications for this backplane. Other applications such as video servers using PCI-X interface cards are ideal applications. The ability of the BPX6571 backplane to support up to sixteen PCI-X COTS cards and two PCI Express cards enables system designs that offer robust data communications with maximum option card flexibility.

BACKPLANE MODEL: BPX6571

MODEL#	MODEL NAME	DESCRIPTION
6571-007	BPX6571-CRA	ATX/EPS (right angle connector) with three high-current terminal blocks
6571-008	BPX6571-CST	ATX/EPS (straight-in connector) with three high-current terminal blocks

BPX6571 LAYOUT - TRENTON MOUNTING HOLE PATTERN DIMENSIONS:



SUGGESTED TRENTON SERVER CLASS PICMG 1.3 SHBs:
DUAL PROCESSOR SYSTEM HOST BOARDS
 MCXT MCXT-E
 NLT SLT

SINGLE PROCESSOR SYSTEM HOST BOARDS
 MCXI NLI SLI

ENVIRONMENTAL SPECS.:#

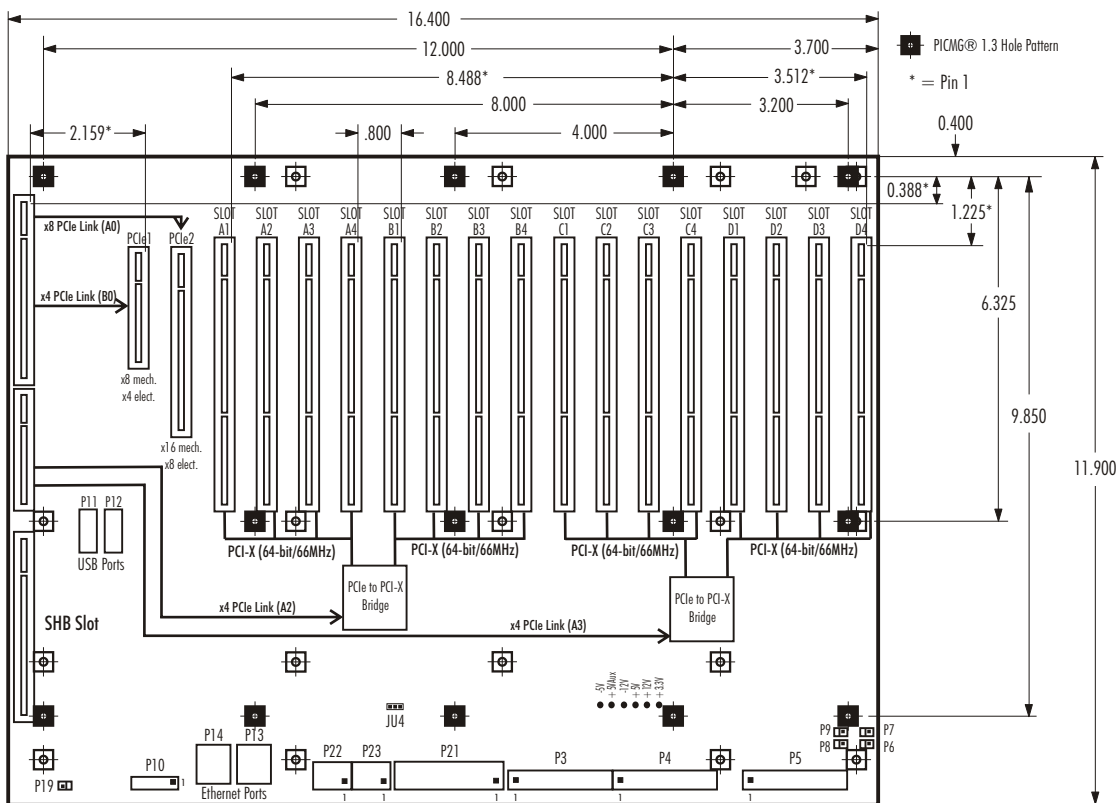
Operating Temp.: 0° C. to 60° C
 Storage Temp.: -20° C. to 70° C
 Humidity: 5% to 90%, non-condensing
 # Environmental specifications for system host boards / single board computers are usually lower than those of the backplane. Check with your SHB/SBC vendor.

The Trenton BPX6571 is a lead-free, RoHS compliant backplane.

This backplane is designed to meet worldwide EMI emissions requirements, CE conformity and immunity standards. Contact Trenton for the specific standard numbers this product.

The Trenton BPX6571 backplane is designed for UL60950 and CAN/CSA C22.2 No. 60950-00.

BPX6571 LAYOUT - PICMG 1.3 MOUNTING HOLE PATTERN DIMENSIONS:



Engineering Notes:
 All power connectors are shown in the layout drawings. The connectors are populated based on model.
 Mounting holes: 0.156" diameter
 Nominal PCB thickness: 0.080"
 All dimensions are inches.
**** Optional USB and Ethernet connectivity provided by the PICMG 1.3 System Host Board. Not all SHBs support this capability.**

Product Photo Note: The photo of the 6571 backplane shown on page one is provided for illustrative purposes only. Actual connector locations are illustrated in the backplane layout drawings and on the Trenton website.

PICMG is a registered trademark of the PCI Industrial Computer Manufacturers Group. All other product names are trademarks of their respective owners.

Copyright ©2009 by TRENTON Technology Inc. All rights reserved

