


CP-132UL V2/CP-132UL-I V2

2-port RS-422/485 Universal PCI Smart Serial Board with 2 KV Isolation Protection



Features

- Over 800 Kbps data throughput, for top performance
- 2-port RS-422/485 interface with ADDC™ and up to 921.6 Kbps
- 2-wire/4-wire RS-485 communication over 1.2 km
- Built-in 15 KV ESD and optional 2 KV optical isolation protection
- 128-byte FIFO and on-chip H/W, S/W flow control
- Universal PCI compatible with 3.3/5V PCI and PCI-X
- MD1 Low profile board for compact-sized PCs
- Drivers provided for Windows Vista/2003/XP/2000/98/ME, Linux, Unix



Overview

The CP-132UL V2 Series of Smart Multiport Serial Boards is designed for industrial automation system integrators for long distance, multi-point PC-based data acquisition.

On-chip Automatic Data Direction Control for Precision RS-485 Communication

RS-485 communication requires precise timing control for enabling and disabling the line driver. The MOXA Turbo Serial Engine™ chip that powers the CP-132UL V2 board comes with on-chip ADDC™, which makes RS-485 as easy to use as RS-232.

RS-485 multidrop for up to 31 devices within 1.2 km

The CP-132UL V2 Universal PCI Multiport Serial Board provides 2 RS-422/485 serial ports, each capable of data rates up to 921.6 Kbps. In RS-485 mode, the serial port can connect up to 31 daisy-chained RS-485 devices within a range of 1.2 km. For long distance RS-485 communication, optional 2 KV optical isolation protection is available (CP-132UL-I V2) to prevent equipment damage.

Ordering Information

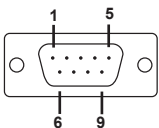
- CP-132UL V2:** 2-port RS-422/485 Universal PCI Smart Serial Board
- CP-132UL-I V2:** 2-port RS-422/485 board with 2 KV Optical Isolation Protection

Package Checklist

- Serial Board with standard bracket and low profile bracket
- Document & Software CD-ROM
- DB9 Connection cable
- Quick Installation Guide

Connection Options

Male DB9



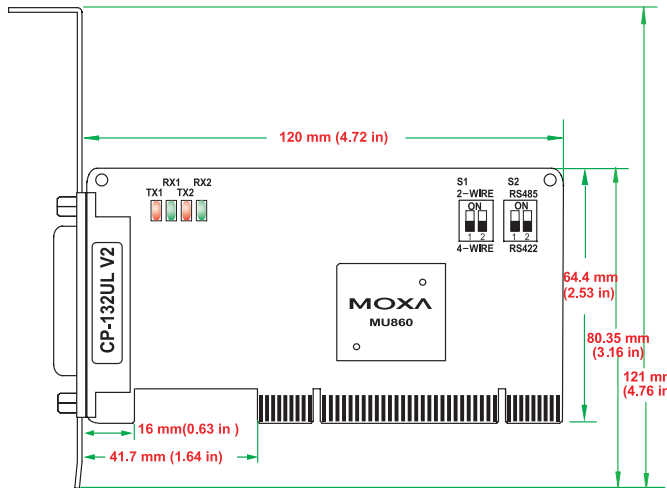
PIN	RS-422	4-wire RS-485	2-wire RS-485
1	TxD-(A)	TxD-(A)	---
2	TxD+(B)	TxD+(B)	---
3	RxD+(B)	RxD+(B)	Data+(B)
4	RxD-(A)	RxD-(A)	Data-(A)
5	GND	GND	GND
6	RTS-(A)	---	---
7	RTS+(B)	---	---
8	CTS+(B)	---	---
9	CTS-(A)	---	---

CBL-M25M9x2-50
DB25 to male DB9 x 2,
50 cm Cable

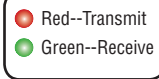


Dimensions (unit = mm)

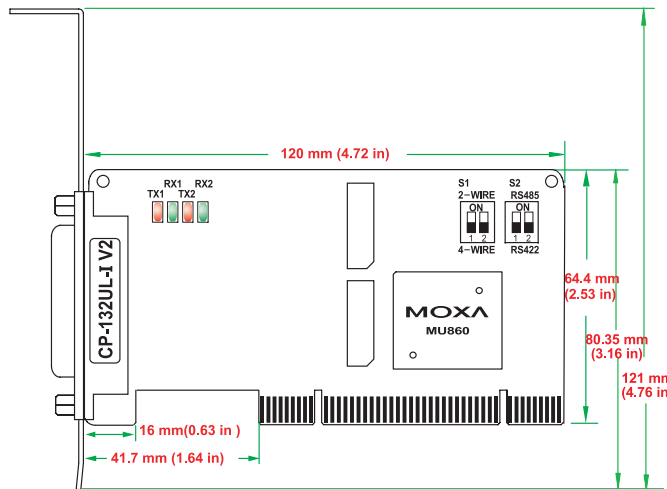
CP-132UL V2



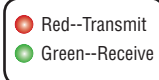
On-Board LED Display



CP-132UL-I V2



On-Board LED Display



: Specifications

Hardware

Connectors: Female DB25

Comm. Controller: MU860 (16C550C compatible)

Interface

Bus Interface: 32-bit Universal PCI

Number of Ports: 2 (only one IRQ required)

Max No. of Boards: 4

Signals

RS-422: TxD+(B), TxD-(A), RxD+(B), RxD-(A), RTS+(B), RTS-(A), CTS+(B), CTS-(A), GND

4-wire RS-485: TxD+(B), TxD-(A), RxD+(B), RxD-(A), GND

2-wire RS-485: Data+(B), Data-(A), GND

Performance

Baudrate: 50 bps to 921.6 Kbps

Configuration

Data Bits: 5, 6, 7, 8

Stop Bit(s): 1, 1.5, 2

I/O address/IRQ: BIOS assigned

Parity: None, Even, Odd, Space, Mark

Flow Control: RTS/CTS, XON/XOFF

Power and Environment

Power Requirements:

CP-132UL V2: 120 mA (+5V)

CP-132UL-I V2: 490 mA (+5V)

Operating Temperature: 0 to 55°C (32 to 131°F)

Storage Temperature: -20 to 85°C (-4 to 185°F)

Humidity: 5 to 95% RH

ESD Protection: Embedded 15 KV ESD Protection

Optical Isolation: 2 KV (CP-132UL-I V2)

Regulatory Approvals

EN55022 Class B, EN55024, EN6100-3-2, EN61000-3-3,

FCC Part 15 Class B

Warranty: 5 years