

# iVPX7220 Series

6U VITA 46 VPX & VITA 65 OpenVPX Processor Board

■ Embedded Computing for  
Business-Critical Continuity™


## Fully rugged 6U SBC for extreme environments

- 2nd generation Intel® Core™ i7 2.20 GHz (dual-core or quad-core) integrated processor
- Up to 16GB ECC-protected DDR3-1333, soldered down
- Intel® QM67 platform controller hub (PCH)
- 256Kbytes F-RAM
- PCI Express Fat Pipe fabric
- 1000BASE-T or 1000BASE-BX control plane
- SATA, USB and serial interfaces
- Integrated 2D/3D graphics with DVI/DisplayPort and VGA output
- Two PMC/XMC sites
- Optional rear transition module
- SATA HD and mounting kit available
- Extended temperature -40 °C to +85 °C and rugged variants
- Air and conduction cooled
- VITA 48 REDI two-level maintenance (2LM)

One of first in a new line of VPX products from Emerson Network Power, the iVPX7220 features the dual-core 2nd generation Intel® Core™ i7 2.20 GHz processor (designed for quad-core processor) with integrated graphics and memory controller and the mobile Intel® QM67 PCH with leading edge I/O functionality. This high compute density platform offers both high speed fabric connectivity with PCI Express and Gigabit Ethernet control plane connectivity with data transfer rates up to 5Gbps. On-board memory includes 4GB DDR3-1333 memory (designed for 16GB), embedded USB flash, and 256KB non-volatile Ferroelectric Random Access Memory (F-RAM). Additional connectivity includes up to nine USB 2.0 ports, five serial ports, five SATA ports, 10 GPIO, three DisplayPorts, VGA and dual XMC sites for maximum flexibility. An optional 2.5" SATA SSD is also available.

The iVPX7220 is a fully rugged single-board computer (SBC) for extreme environments with extended shock, vibration, temperatures and conduction cooling. It is designed for a range of industrial, communication and military/aerospace applications.

The iVPX7220 software support includes Solid and Stable BIOS with password protection and a wide range of operating systems including Wind River VxWorks, Linux, Microsoft® Windows® XPe, Red Hat Fedora, Green Hills INTEGRITY, and LynuxWorks LynxOS.

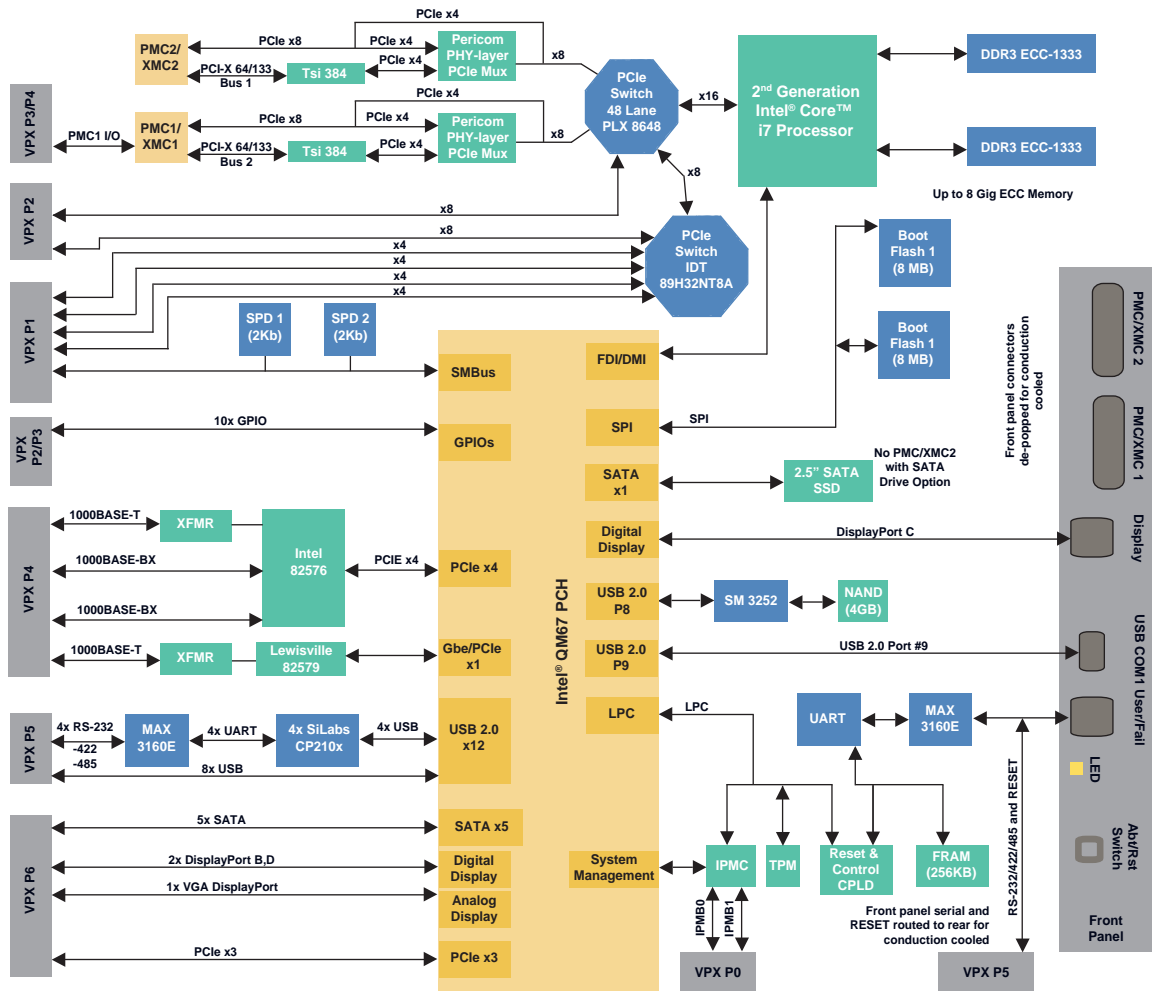


OpenVPX™

VPX REDI

  
**EMERSON**™  
Network Power

iVPX7220 Block Diagram



## Specifications

### PROCESSOR

- Dual-core 2nd generation Intel® Core™ i7-2655LE, 2.20 GHz, 4MB L2 cache, 25 W
- Designed for quad-core 2nd generation Intel® Core™ i7-2715QE, 6MB L2 cache, 45 W
- Dual DDR3-800/1066/1333 memory controller
- Two (2) PCI Express (PCIe) root controllers with 16 lanes Gen2 PCIe (max. 5.0 GT/s)
- x4 DMI interface to platform controller hub (PCH)

### CHIPSET

- Intel® QM67 PCH
- Eight (8) PCI Express root controllers and 8 lanes Gen2 PCIe (max. 5.0 GT/s)
- Six (6) SATA controllers
- 14 USB 2.0 host controllers
- Three (3) digital displays (DP/eDP/HDMI/DVI/sDVO)
- One (1) analog display (CRT/VGA)
- SPI interface (2 CS#)
- LPC interface
- SMBus
- Programmable interrupt controller, watchdog timer, real-time clock
- Gigabit Ethernet controller 10/100/1000BASE-T

### MEMORY

- 4GB dual-channel DDR3-1333 memory with ECC soldered down
- Support for 16GB memory

### USER FLASH/NVRAM MEMORY

- 4GB eUSB flash module
- 256KB F-RAM (NVRAM)

### BOOT FLASH MEMORY

- Dual UEFI in dual 8MB SPI flash devices
- Support for crisis recovery

### BACKPLANE I/O

- PMC/XMC 1 with rear I/O
- PMC/XMC 2 (no rear I/O)
- Two (2) 10/100/1000BASE-T Ethernet
- Two (2) 1000BASE-BX Ethernet
- Four (4) UART
- RTM I<sup>2</sup>C/Presence/Power
- Console Serial Port and Reset
- Two (2) DisplayPort video (PCH ports C and D)
- One (1) VGA display
- Eight (8) USB 2.0
- 10 GPIO
- Five (5) SATA
- PCI Express x4, data fabric
- IPMB

### FRONT PANEL I/O (AIR COOLED ONLY)

- RS-232 serial console port
- Reset button
- Mini DisplayPort video (PCH port B)
- One (1) USB 2.0 (PCH port 9)
- Two (2) PMC/XMC sites front panel I/O or
- One (1) PMC/XMC site with internally-mounted SATA SSD/HDD

### ETHERNET CONTROLLERS

- x1 PCIe to 1x10/100/1000BASE-T to OVPX backplane through 82579 Ethernet controller
- x4 PCIe to 1x10/100/1000BASE-BX (one10/100/1000BASE-BX/TX switchable) to OVPX backplane through 85280 Ethernet controller
- Two (2) PCI/XMC sites

### OPENVPX PROFILES

- Payload module profile
  - ▲ MOD6-PAY-4F1Q2U2T-12.2.1-3 and 12.2.1-4
- Payload slot profile
  - ▲ SLT6-PAY-4F2T-10.2.2
  - ▲ SLT6-PAY-4F1Q2U2T-10.2.1

### OPTIONAL TRANSITION MODULES

- Ethernet, Serial, I<sup>2</sup>C, GPIO

### OTHER FEATURES

- Watchdog unit
- Trusted Platform Module (TPM)
- Intel® vPro™ Technology capable (supports Intel® TXT, VT, AMT, and TPM)
- VITA 46.11 System Management IPMI V1.5 compliant
- Multiple 32-bit timers
- Temperature sensors
- Status and user LEDs
- Reset switch
- Locking ejector handles
- Power-up ramping and in-rush current protection

### BIOS

- UEFI BIOS

### POWER REQUIREMENTS

- Maximum for 2.20 GHz (iVPX7220), 4GB memory variant
  - ▲ 5.0 V TBD W (Estimated)

### MTBF

- Calculated per Telcordia SR-332, Issue 1 and based on a ground fixed, controlled environment assuming an inlet air temperature of between 0 °C and 50 °C. 200,000 hours

### ELECTROMAGNETIC COMPATIBILITY (EMC)

- Intended for use in systems meeting the following regulations:
  - ▲ US: FCC Part 15, Subpart B, Class A (non-residential)
  - ▲ Canada: ICES-003, Class A (non-residential)
- Emerson board products are tested in a representative system to the following standards:
  - ▲ CE Mark per European EMC Directive 89/336/EEC with Amendments; Emissions: EN55022 Class B; Immunity: EN55024

### DOCUMENTATION

- Installation Guide and Technical Reference Manual
- Hardware Release Notes
- Linux Installation and Programmer's Guides

Environmental Requirements				
Ruggedization Level <sup>3</sup>	ENP1	ENP2	ENP3	ENP4
Cooling Method	Forced Air	Forced Air	Conduction	Conduction
Operating Temperature	0 °C to +55 °C	-40 °C to +71 °C	-40 °C to +71 °C	-40 °C to +85 °C
Storage Temperature	-40 °C to +85 °C	-50 °C to +100 °C	-50 °C to +100 °C	-50 °C to +125 °C
Vibration Sine (10 min/Axis)	2G, 5 to 2000 HZ	5G, 15 to 2000 HZ	10G, 15 to 2000 HZ	10G, 15 to 2000 HZ
Vibration Random (1 Hr/Axis)	0.01g <sup>2</sup> /Hz, 15 to 2000 Hz	0.04g <sup>2</sup> /Hz, 15 to 2000 Hz (8GRMS) <sup>1</sup>	0.1g <sup>2</sup> /Hz, 15 to 2000 Hz (12GRMS) <sup>2</sup>	0.1g <sup>2</sup> /Hz, 15 to 2000 Hz (12GRMS) <sup>2</sup>
Shock	20g/11ms	30g/11ms	40g/11ms	40g/11ms
Humidity	to 95% RH	to 100% RH	to 100% RH	to 100% RH

Note 1: Flat 15-1000 Hz, -6db/octave 1000-2000 Hz [MIL-STD 810F Figure 514.5C-17]

Note 2: +3db/octave 15-300 Hz, Flat .1g<sup>2</sup> 300-1000 Hz, -6db/octave 1000-2000 Hz [MIL-STD 810F Figure 514.5C-8]

Note 3: Component and/or assembly screening shall be employed to satisfy feature/functional requirement (where feasible) when components are not available that meet ruggedization level requirements.

Ordering Information	
Part Number	Description
iVPX7220-22420	Intel® Core™ i7 2.20 GHz, 4GB DDR3 ENP2 .8" pitch
iVPX7220-22422	Intel Core i7 2.20 GHz, 4GB DDR3 ENP2 1" pitch
iVPX7220-22441	Intel Core i7 2.20 GHz, 4GB DDR3 ENP4 .85" pitch
iVPX7220-22441L	Intel Core i7 2.20 GHz, 4GB DDR3 ENP4 .85" pitch 2LM
iVPX7220-RTM	7220 rear transition module
iVPX7220-MNTKIT	HD mounting kit
VPX-SSDMNTKIT	HD mounting kit with 80GB SATA HD

Please contact your sales representative for additional processor and memory variants.













**SOLUTION SERVICES**

Emerson Network Power provides a portfolio of solution services optimized to meet your needs throughout the product lifecycle. Design services help speed time-to-market. Deployment services include global 24x7 technical support. Renewal services enable product longevity and technology refresh.

Intel and Core are trademarks of Intel Corporation or its subsidiaries in the United States and other countries. Microsoft and Windows are trademarks of Microsoft Corporation. All other product or service names are the property of their respective owners.

This document identifies products, their specifications, and their characteristics, which may be suitable for certain applications. It does not constitute an offer to sell or a commitment of present or future availability, and should not be relied upon to state the terms and conditions, including warranties and disclaimers thereof, on which Emerson Network Power may sell products. A prospective buyer should exercise its own independent judgment to confirm the suitability of the products for particular applications. Emerson Network Power reserves the right to make changes, without notice, to any products or information herein which will, in its sole discretion, improve reliability, function, or design. Emerson Network Power does not assume any liability arising out of the application or use of any product or circuit described herein; neither does it convey any license under its patent or other intellectual property rights or under others. This disclaimer extends to any prospective buyer, and it includes Emerson Network Power's licensee, licensee's transferees, and licensee's customers and users. Availability of some of the products and services described herein may be restricted in some locations.

**Emerson Network Power.**  
The global leader in enabling  
*Business-Critical Continuity™*.

-  AC Power
-  Embedded Power
-  Precision Cooling
-  Connectivity
-  Infrastructure Management & Monitoring
-  Racks & Integrated Cabinets
-  DC Power
-  Outside Plant
-  Services
-  **Embedded Computing**
-  Power Switching & Controls
-  Surge Protection

**Emerson Network Power**

Offices: Tempe, AZ U.S.A. 1 800 759 1107 or +1 602 438 5720  
 Paris, France +33 1 60 92 31 20 • Munich, Germany +44 1509 236490 • Tel Aviv, Israel +972 99560361  
 Hong Kong +852 2176 3540 • Shanghai, China +86 21 3395 0289 • Tokyo, Japan +81 3 5403 2730 • Seoul, Korea +82 2 3483 1500

[EmersonNetworkPower.com/EmbeddedComputing](http://EmersonNetworkPower.com/EmbeddedComputing)

Emerson, Business-Critical Continuity and Emerson Network Power are trademarks of Emerson Electric Co. or one of its affiliated companies. ©2011 Emerson Electric Co.