


SP2-KL Series

7th Gen. Intel® Core™ Processor-based Fanless Panel Computer

Preliminary



Features

- Extensive I/O and function expansion through wire-to-board connectors and custom function module
- Extensive expansion and customization options for fast and easy integration with all form factor, kiosk and all-in-one panel PC application
- Enhanced data integrity and protection in case of sudden power outage with support for back-up battery (Optional)
- Low-risk cost-effective choice with pre-compliance EMC testing and high ESD tolerance
- High applicability and reliability in case of power fluctuation with a 9-36V voltage range

Software Support

- Windows® 10 IoT Enterprise, Linux Ubuntu 20.04

Optional Accessories

- Memory
Up to 8GB DDR3L memory
- Storage
M.2 SSD, 2.5" HDD/SSD
- Adapter
12V 60W/84W power adapter

Ordering Information

Model	CPU
SP2-10WP-KL	10.1" smart panel computer
SP2-15WP-KL	15.6" smart panel computer
SP2-21WP-KL	21.5" smart panel computer

- I/O Cables
Power/Reset, keypad, I²C, DI/O, speaker, buzzer, MIC in/Line out, LED, fan, and USB cables
- Wireless Kit
Wi-Fi/BT/4G LTE wireless kit
- Function Module with External I/Os

SP-FM	Titan FM	USB FM	Railway FM
-------	----------	--------	------------



• SP-FM



• Titan FM



• USB FM



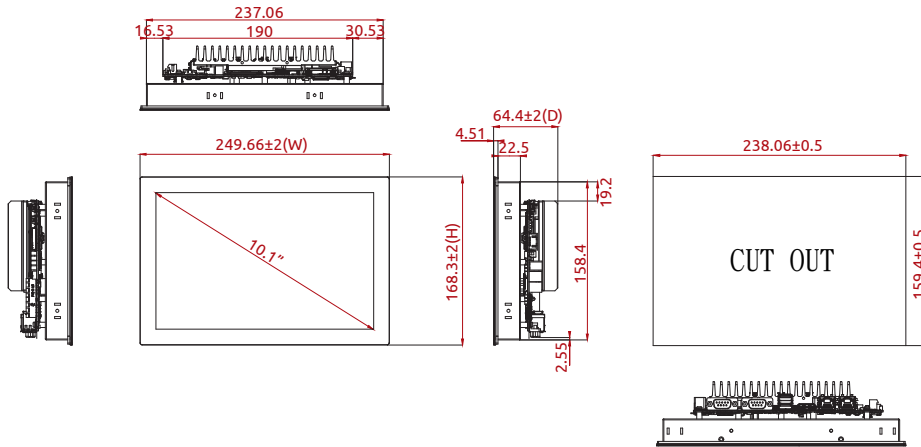
• Railway FM

Specifications

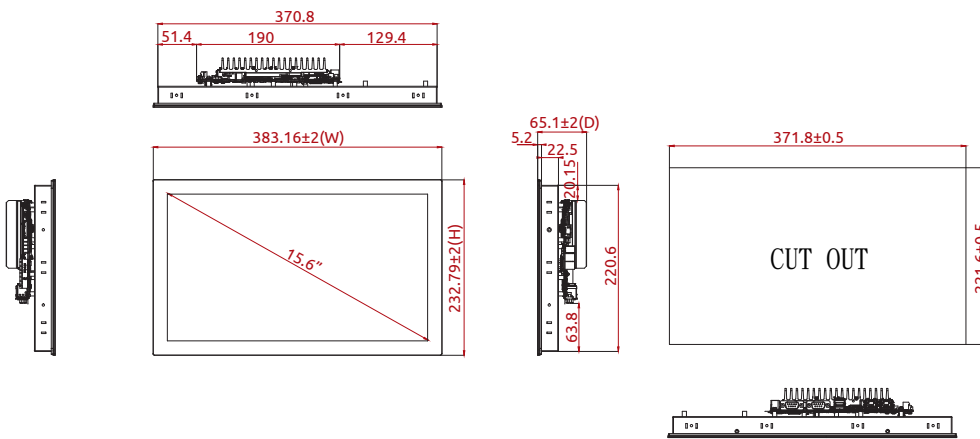
Model	SP2-10WP-KL	SP2-15WP-KL	SP2-21WP-KL
System			
Processor	Intel® Core™ i3-7100U 2.4 GHz (Turbo) 15W Intel® Core™ i5-7300U 2.6/3.5 GHz (Turbo) 15W Intel® Core™ i7-7600U 2.8/3.9 GHz (Turbo) 15W		
Memory	1x SODIMM socket, DDR3L 1600MHz (Up to 8GB)		
Storage	1x M.2 SATA 6 Gbps port, M key 2280 and 1x 2.5" SSD/HDD SATA 6 Gbps port (Optional)		
Display and Touch			
Size	10.1"	15.6"	21.5"
Resolution	1280 x 800	1920 x 1080	1920 x 1080
Contrast Ratio	800:1	1000:1	1000:1
Brightness (Nits)	400 cd/m2 (typ)	420 cd/m2 (typ)	400 cd/m2 (typ)
Backlight Life (Hrs)	50,000		
Viewing Angle (U/D/R/L)	89/89/89/89		
Touch Point	10 points		
Touch Structure	Glass/Glass		
Surface Hardness	7H		
Surface Treatment	AS coating		
External I/O			
Ethernet	2x GbE (Intel® I225), RJ-45, WOL, Up to 2.5 Gb/s		
Serial Port	2x RS-232/422/485 programmable, auto flow		
USB Port	1x USB 2.0, Type A, OCP 1x USB 3.0, Type A, OCP		
DisplayPort	1x DP, DP++, supports resolutions up to 4096x2304@60Hz 1x MiniDP, DP++, supports resolutions up to 4096x2304@60Hz		
Internal I/O with Wire to Board Connectors			
USB Port	2x USB 2.0 client		
I ² C	2x for I ² C client		
Audio	1x for 2x stereo speaker (2 watt) 1x Mic-in and Line-out 1x buzzer		
Keys	1x for 32 physical keys (BOM optional), 1x supports LCD backlight up/down and volume up/down (BOM optional)		
COM Port	2x RS-232/422/485 programmable, auto flow		
GPIO	1x supports 8-pin GPIO		
PCIe Slot	1x PCIe Gen3 x4 (Optional)		
mPCIe	1x mPCIe slot (Wi-Fi/BT/4G)		
SIM	1x SIM slot for 4G/5G communication		
Power with Wire to Board Connectors			
Power Input	AT/ATX (default: AT mode) 12V ±5% / 9-36V, both with OVP/UVp protection		
Power Connector	1x 4-pin power connector		
Power/Fail Reset	1x wafer, support system reset & power button and power LED		
Backup Battery	1x wafer for UPS kit to backup data when AC shuts down (Optional)		
Environmental			
Operating Temperature	-20°C to 60°C		0°C to 60°C
Storage Temperature	-20°C to 70°C		-20°C to 60°C
Humidity	10% to 95%		
Vibration	OP 1 Grms, 5-500Hz w/ SSD, (IEC60068-2-64), X, Y, Z axes, 60 min/axis		
Shock	OP 20G peak acceleration, 11 ms (IEC60068-2-64), ±X, ±Y, ±Z, 3 shocks/asix		
IP Rating	IP65 for front		
ESD	Air: ±15kV, Contact: ±8kV		
EMC/Safety Compliance	EMI: IEC/EN 61000-3-2, IEC/EN 61000-3-3, EN 61000-6-4, EN 55032 EMS: EN 55035, EN 61000-6-2, EMC: CE, FCC Class B, IEC 60601-1-2:2014/EN60601-1-2:2015, UNECE R10, EN 50121-3-2 Safety: Compliant with 60601-1/61010-1/62368-1 *SP-KL has passed pre-compliance testing of EMI, EMS, EMC, and Safety.		
Software			
SEMA	SEMA 4.0		
WDT	Watch Dog Timer supported		
Operating System	Windows® 10 IoT Enterprise x64 bit Linux Ubuntu 20.04 LTS		
Mechanical			
Construction	SGCC		
Dimension (W x L x D)	249.66 x 168.3 x 64.4 ± 2mm	383.15 x 232.79 x 65.1 ± 2mm	517.46 x 309.19 x 67.6 ± 2mm
Weight	2.06 ± 0.2kg	3.02 ± 0.2kg	4.85 ± 0.2kg
Mounting kit (optional accessories)	1) Panel Mounting 2) VESA mounting, support by a rear cover		

Mechanical Overview

SP2-10WP-KL



SP2-15WP-KL



SP2-21WP-KL

