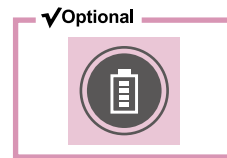




> Features

- All-in-one design with TI AM3715 Sitara Cortex A8 Processor
- 10.1" 16:9 1024x600 LCD display with Touch Screen support
- RS-232/RS-422/RS-485 (COM2) selectable via DIP switch
- Built-in WIFI+BT SIP module
- Optional on-board GPS module
- Optional on-board G-Sensor
- Stackable expansion capability
- OS: Linux 2.6.37, Windows Compact 7, Android 2.3.4



> System Spec

Processor	TI AM3715 Sitara Cortex A8 Processor 1 GHz NEON SIMD Coprocessor
Main Memory	512 MB LPDDR System Memory; 4 Gb NAND Flash Memory
Graphics	Integrated Power-VR SGX 3D Graphics Accelerator
LCD	Supports Single Channel 18-bit LVDS LCD, 1024x600 resolution Size: 10.1", 16:9 Panel Resolution: 1024 x 3 (RGB) x 600 Back Light: LED Contrast Ratio: 500 Typical Standard Brightness: 200 Cd/m ² Typical (without touch)
Storage	MicroSD Slot x1

> Environmental

Operating Temperature	0°C to 50°C
Storage Temperature (Non-Operation)	-20°C to 60°C
Humidity	0~90% @ 40°C
Certifications	CE and FCC CLASS A/B Compliance

> I/O Interface

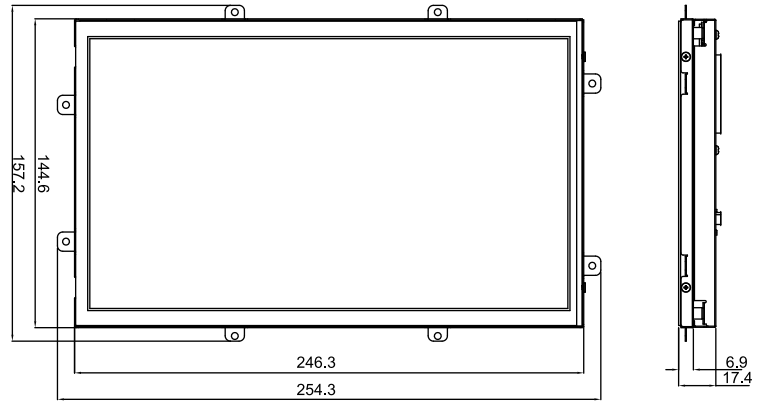
LAN Port	1 x 10/100 Mbps MAC+PHY
Serial Ports	COM 1: 1 RS-232 COM 2: 1 RS-232/422/485 (DIP switch selectable)
Wi-Fi / Bluetooth	IEEE 802.11b/g/n & BT 2.1 + EDR
USB Ports	1 x USB 2.0 OTG Port, 3 x USB 2.0 Host Ports
Audio Ports	Stereo Speaker Out (1.5 W)

> Power Supply

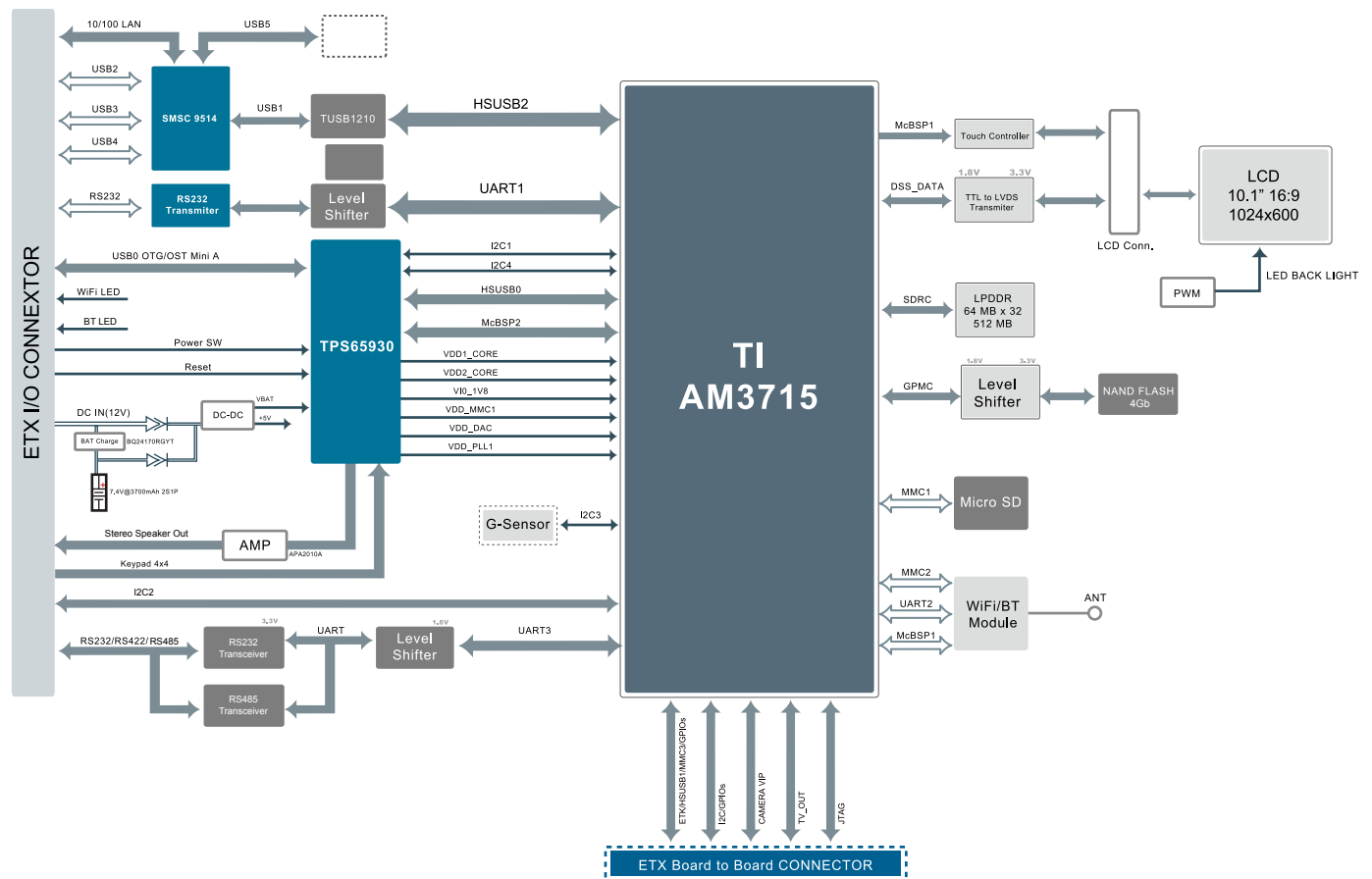
DC Input	DC input at 12 DC +/- 5% (DC power must be supplied from an ADLINK IO board or external DC board)
Battery Pack (optional)	2S1P Li-Polymer Battery Pack for AC Power Loss Backup Output: 7.4V / 3000mAh
Power Consumption	5.9 W (fully loaded)

Dimensions

Units: mm 157.2 mm x 254,3 mm



CPU Block Diagram



Ordering Information

Smart Panel

Model Number	Description/Configuration
SP-10W61-5124AR	10.1-inch 16:9 Smart panel with resistive touch sensor; OS Linux

Starter Kit

Model Number	Description/Configuration
SP-10W61-5124AR-EWP	Starter kit of SP-10W61-5124AR with I/O board (SP-10W61-IO1), keypad board (SP-7W61-KB1), cable kits, stand, and power adaptor

Accessories (optional)

Model Number	Description/Configuration
SP-10W61-IO1	SP-10W61 I/O board 1 of DC 12V in, 2x COM (1x RS-232; 1x RS-232/422/485 adj.), 3x USB1.1/2.0, 1x USB OTG/Host (wire connector), 1x LAN RJ-45, 1x MIC/Stereo speaker out, 1x keypad I/F (wire connector for 2x3 keypad), pwr and reset button.
SP-10W61-IO2	SP-10W61 I/O board 2 of DC 12V in, 2x COM (1x RS-232; 1x RS-232/422/485 adj.), 3x USB1.1/2.0, 1x USB OTG/Host (wire connector), 1x LAN RJ-45, 1x MIC/Stereo speaker out, 1x keypad I/F (wire connector for 4x4 keypad), pwr and reset button.
SP-7W61-KB1	SP-7W61 keypad board of 2x3 keypad and 1x USB OTG (mini AB)
SP-7W61-KB2	SP-7W61 keypad board of 4x4 keypad and 1x USB OTG (mini AB)
AC-DC Adaptor 40W	Input: 120~240V, 40W; Output: 12V/3.33A; Frequency: 47~63Hz; Efficiency: 85.3%; No power cord